

「安裕」退休基金 Pension Fund “Guarantee +”

基金資料 Fund Information

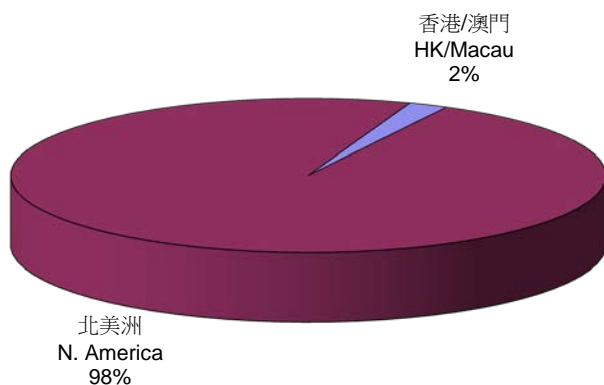
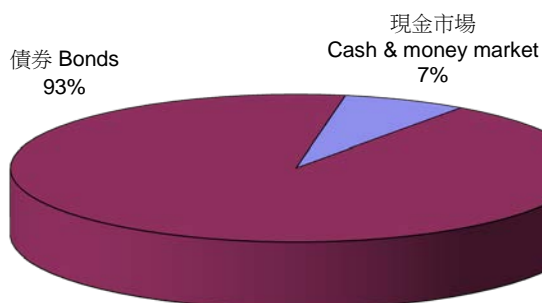
| | |
|-----------------------------------|-----------------------------------|
| 基金類別 Fund Type | 保本基金 Guaranteed Fund |
| 成立日期 Inception Date | 28.11.2002 |
| 風險程度 Risk Level | 低 Low |
| 投資目標 Investment Objective | 保障投資本金 Capital protection |
| 資產組合 Asset Allocation | 100% 債券及現金市場 Bonds & Money Market |
| 綜合資產管理費 All-in-one Management Fee | 1% p.a. |

基金表現 Fund Performance

單位價格 Unit Price 30.06.2020 MOP125.39

| 年初至今 YTD | 一年 1 Year | 五年 5 Years | 成立至今 Since Inception |
|-------------|--------------|---------------|-------------------------|
| 0.22% | 0.93% | 5.00% | 25.39% |

資產分佈 Asset Allocation



| 十大資產 Top Ten Holdings | % |
|---|-----|
| REPUBLIC OF KOREA 2017 | 1.9 |
| SP POWERASSETS LTD 2015 SERIES 23 | 1.5 |
| TEMASEK FIN (I) 2012 SR SERIES 12 TRANCHE 3 | 1.4 |
| MTR CORP (CI) LTD 2016 EMTN SR | 1.4 |
| INTER-AMERICAN DEVELOPMENT BANK 2018 | 1.4 |
| JAPAN BANK INTER'L COOPERATION 2018 | 1.3 |
| PROVINCE OF ALBERTA 2018 | 1.3 |
| KREDITANSTALT FUR WIEDERAUFBAU 2018 | 1.3 |
| LANDWIRTSCHAFTLICHE RENTENBANK 2017 | 1.3 |
| BERKSHIRE HATHAWAY INC 2016 | 1.3 |

注意：基金過往業績並不代表將來的表現。此投資表現報告內的資料以基金貨幣(澳門幣)計算。如欲獲取更多基金資料，請前往我們的網站 www.mpfm.com.mo 並登入閣下之退休基金帳戶。

Note: Past performance is not a guide to the future. All performance data in this report is in the currency of the fund (MOP). For more detailed fund information, please visit our website at www.mpfm.com.mo and login to your Pension Fund Account.

基金資料 Fund Information

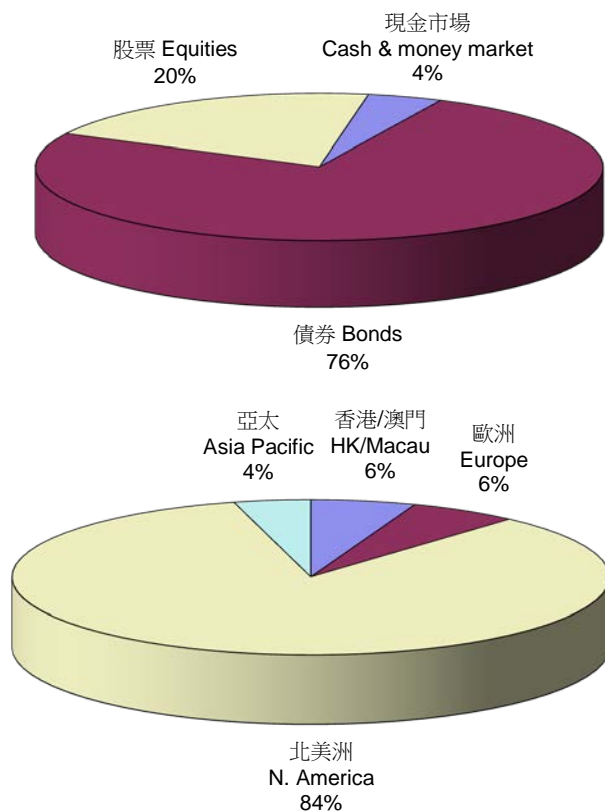
| | |
|-----------------------------------|---|
| 基金類別 Fund Type | 穩定基金 Stable Fund |
| 成立日期 Inception Date | 17.12.2001 |
| 風險程度 Risk Level | 低至中 Low / Medium |
| 投資目標 Investment Objective | 資本風險最小化 Minimized capital risk |
| 資產組合 Asset Allocation | 75% 債券及現金市場 Bonds & Money Market, 25% 股票 Equities |
| 綜合資產管理費 All-in-one Management Fee | 1% p.a. |

基金表現 Fund Performance

單位價格 Unit Price 30.06.2020 MOP159.96

| 年初至今 YTD | 一年 1 Year | 五年 5 Years | 成立至今 Since Inception |
|-------------|--------------|---------------|-------------------------|
| 1.78% | 4.53% | 18.01% | 59.96% |

資產分佈 Asset Allocation



| 十大資產 Top Ten Holdings | % |
|--|-----|
| XTRACKERS (IE) PLC - MSCI USA UCITS ETF | 4.4 |
| UBS ETF SICAV-UBS ETF-MSCI EMERGING MKT | 3.6 |
| CLIFFORD CAPITAL PTE LTD 2018 | 2.4 |
| BERKSHIRE HATH- NOTES 2016 | 2.3 |
| AB SICAV I SICAV-US EQUITY PORTFOLIO W (U) | 2.2 |
| WALT DISNEY COMPANY 2016 MTN SERIES F | 2.2 |
| MTN TOYOTA MOTOR CREDIT CORP. 2016 | 2.2 |
| MTR CORP-ASSET BACKED SECURITIES 2016 | 2.2 |
| EQUITY SICAV-LT THEMES USD HEDGED | 2.1 |
| UBS ETF SICAV-MSCI UNITED KINGDOM | 2.0 |

注意：基金過往業績並不代表將來的表現。基金價格可升可跌，投資者可能無法全數收回已投資的金額。此投資表現報告內的資料以基金貨幣(澳門幣)計算。如欲獲取更多基金資料，請前往我們的網站 www.mpfm.com.mo 並登入閣下之退休基金帳戶。

Note: Past performance is not a guide to the future. Unit price may fall as well as rise and investors may not get back the full amount invested. All performance data in this report is in the currency of the fund (MOP). For more detailed fund information, please visit our website at www.mpfm.com.mo and login to your Pension Fund Account.

「MPFM 穩定基金」退休基金 Pension Fund “MPFM Stable Fund”

基金資料 Fund Information

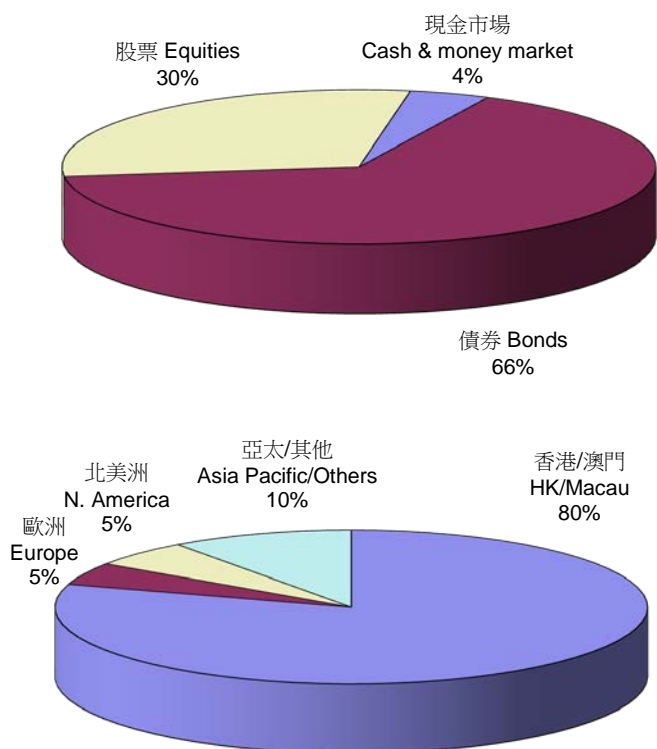
| | |
|-----------------------------------|---|
| 基金類別 Fund Type | 穩定基金 Stable Fund |
| 成立日期 Inception Date | 04.11.2011 |
| 風險程度 Risk Level | 低至中 Low / Medium |
| 投資目標 Investment Objective | 資本風險最小化 Minimized capital risk |
| 資產組合 Asset Allocation | 60-80% 債券及現金市場 Bonds & Money Market, 20-40% 股票 Equities |
| 綜合資產管理費 All-in-one Management Fee | 1% p.a. |

基金表現 Fund Performance

單位價格 Unit Price 30.06.2020 MOP127.75

| 年初至今 YTD | 一年 1 Year | 五年 5 Years | 成立至今 Since Inception |
|-------------|--------------|---------------|-------------------------|
| 1.83% | 2.83% | 10.41% | 27.75% |

資產分佈 Asset Allocation



| 十大資產 Top Ten Holdings | % |
|-------------------------------------|-----|
| HONG KONG GOVT BOND PROGRAMME-1.97% | 1.8 |
| TENCENT HOLDINGS LTD | 1.8 |
| HONG KONG GOVT BOND PROGRAMME-2.02% | 1.6 |
| HONG KONG GOVT BOND PROGRAMME-1.68% | 1.3 |
| HK SCIENCE & TECH PARKS-3.2% | 1.3 |
| HONG KONG GOVT BOND PROGRAMME-1.1% | 1.3 |
| MUFG BANK LTD/HONG KONG-3.01% | 1.2 |
| MTR CORP CI LTD-2.65% | 1.2 |
| HONG KONG GOVT BOND PROGRAMME-2.22% | 1.1 |
| AIRPORT AUTHORITY HK-2.3% | 1.1 |

注意：基金過往業績並不代表將來的表現。基金價格可升可跌，投資者可能無法全數收回已投資的金額。此投資表現報告內的資料以基金貨幣(澳門幣)計算。如欲獲取更多基金資料，請前往我們的網站 www.mpfm.com.mo 並登入閣下之退休基金帳戶。

Note: Past performance is not a guide to the future. Unit price may fall as well as rise and investors may not get back the full amount invested. All performance data in this report is in the currency of the fund (MOP). For more detailed fund information, please visit our website at www.mpfm.com.mo and login to your Pension Fund Account.

「安匯」退休基金 Pension Fund “Global-Balanced”

基金資料 Fund Information

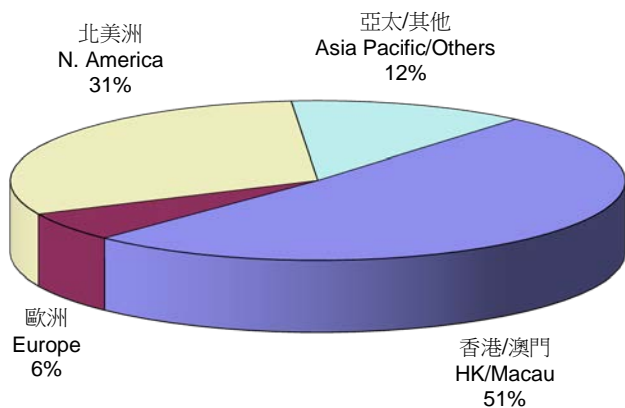
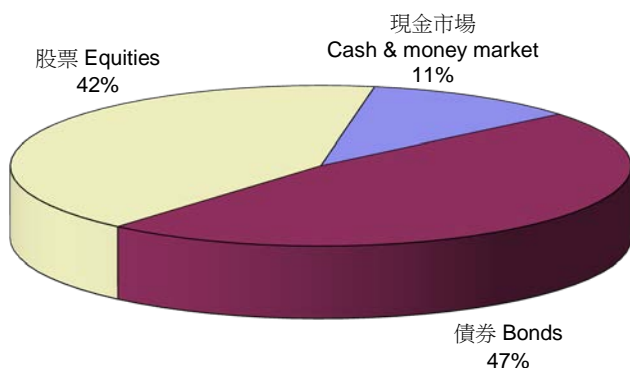
| | |
|-----------------------------------|---|
| 基金類別 Fund Type | 均衡基金 Balanced Fund |
| 成立日期 Inception Date | 12.10.2006 |
| 風險程度 Risk Level | 中 Medium |
| 投資目標 Investment Objective | 資本風險最小化 Minimized capital risk |
| 資產組合 Asset Allocation | 50% 債券及現金市場 Bonds & Money Market, 50% 股票 Equities |
| 綜合資產管理費 All-in-one Management Fee | 1% p.a. |

基金表現 Fund Performance

單位價格 Unit Price 30.06.2020 MOP128.68

| 年初至今 YTD | 一年 1 Year | 五年 5 Years | 成立至今 Since Inception |
|-------------|--------------|---------------|-------------------------|
| -2.22% | 1.67% | 15.59% | 28.68% |

資產分佈 Asset Allocation



| 十大資產 Top Ten Holdings | % |
|-------------------------------------|-----|
| HONG KONG GOVT BOND PROGRAMME-1.97% | 1.3 |
| MICROSOFT CORP | 1.3 |
| APPLE INC | 1.3 |
| HONG KONG GOVT BOND PROGRAMME-2.02% | 1.2 |
| AMAZON.COM INC. | 1.0 |
| HONG KONG GOVT BOND PROGRAMME-1.68% | 0.9 |
| HK SCIENCE & TECH PARKS-3.2% | 0.9 |
| HONG KONG GOVT BOND PROGRAMME-1.1% | 0.9 |
| MUFG BANK LTD/HONG KONG-3.01% | 0.9 |
| MTR CORP CI LTD-2.65% | 0.8 |

注意：基金過往業績並不代表將來的表現。基金價格可升可跌，投資者可能無法全數收回已投資的金額。此投資表現報告內的資料以基金貨幣(澳門幣)計算。如欲獲取更多基金資料，請前往我們的網站 www.mpfm.com.mo 並登入閣下之退休基金帳戶。

Note: Past performance is not a guide to the future. Unit price may fall as well as rise and investors may not get back the full amount invested. All performance data in this report is in the currency of the fund (MOP). For more detailed fund information, please visit our website at www.mpfm.com.mo and login to your Pension Fund Account.

「MPFM 均衡基金」退休基金 Pension Fund “MPFM Balanced Fund”

基金資料 Fund Information

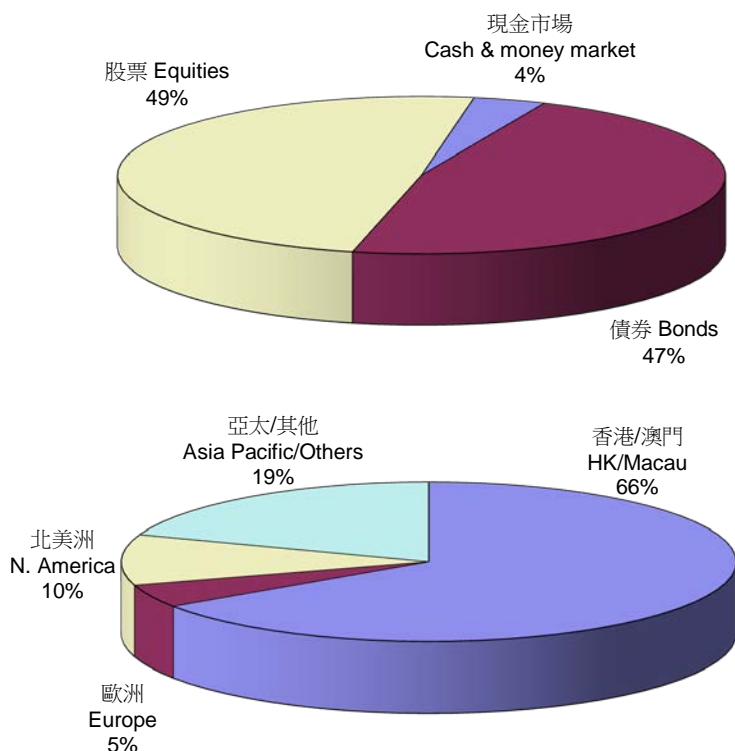
| | |
|-----------------------------------|---|
| 基金類別 Fund Type | 均衡基金 Balanced Fund |
| 成立日期 Inception Date | 04.11.2011 |
| 風險程度 Risk Level | 中 Medium |
| 投資目標 Investment Objective | 資本風險最小化 Minimized capital risk |
| 資產組合 Asset Allocation | 40-60% 債券及現金市場 Bonds & Money Market, 40-60% 股票 Equities |
| 綜合資產管理費 All-in-one Management Fee | 1% p.a. |

基金表現 Fund Performance

單位價格 Unit Price 30.06.2020 MOP136.78

| 年初至今 YTD | 一年 1 Year | 五年 5 Years | 成立至今 Since Inception |
|-------------|--------------|---------------|-------------------------|
| 0.18% | 2.23% | 12.17% | 36.78% |

資產分佈 Asset Allocation



| 十大資產 Top Ten Holdings | % |
|-------------------------------------|-----|
| TENCENT HOLDINGS LTD | 3.1 |
| CHINA CONSTRUCTION BANK CORP-H | 1.7 |
| MEITUAN DIANPING-B | 1.6 |
| HONG KONG GOVT BOND PROGRAMME-1.97% | 1.3 |
| AIA GROUP LTD | 1.2 |
| ALIBABA GROUP HOLDING LTD | 1.2 |
| HONG KONG GOVT BOND PROGRAMME-2.02% | 1.2 |
| HONG KONG GOVT BOND PROGRAMME-1.68% | 0.9 |
| HK SCIENCE & TECH PARKS-3.2% | 0.9 |
| HONG KONG GOVT BOND PROGRAMME-1.1% | 0.9 |

注意：基金過往業績並不代表將來的表現。基金價格可升可跌，投資者可能無法全數收回已投資的金額。此投資表現報告內的資料以基金貨幣(澳門幣)計算。如欲獲取更多基金資料，請前往我們的網站 www.mic.com.mo 並登入閣下之退休基金帳戶。

Note: Past performance is not a guide to the future. Unit price may fall as well as rise and investors may not get back the full amount invested. All performance data in this report is in the currency of the fund (MOP). For more detailed fund information, please visit our website at www.mic.com.mo and login to your Pension Fund Account.

「昇悅」退休基金 Pension Fund “Starry-Growth”

基金資料 Fund Information

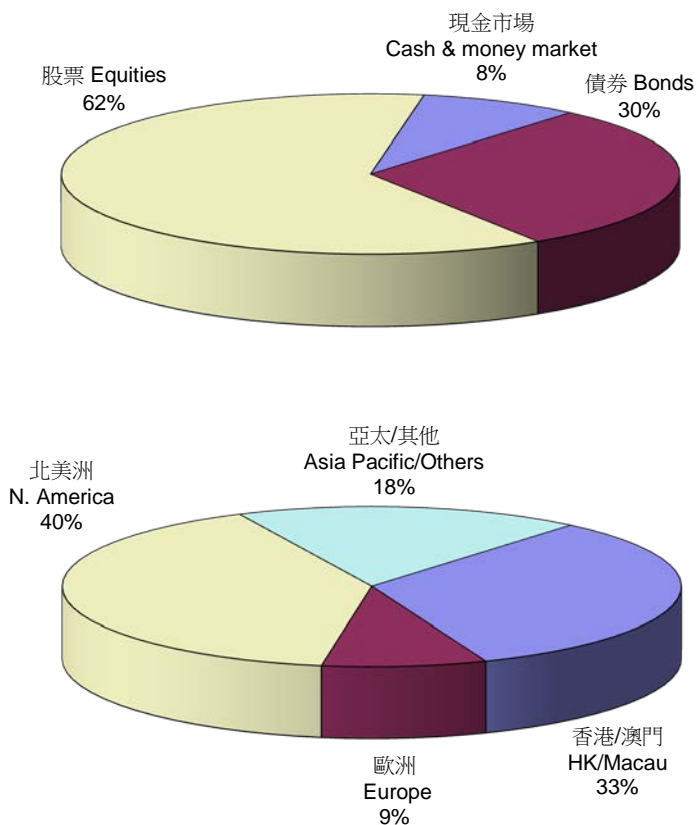
| | |
|-----------------------------------|--|
| 基金類別 Fund Type | 增長基金 Growth Fund |
| 成立日期 Inception Date | 10.10.2003 |
| 風險程度 Risk Level | 中至高 Medium / High |
| 投資目標 Investment Objective | 資本增值 Capital appreciation |
| 資產組合 Asset Allocation | 33% 債券及現金市場 Bonds & Money Market, 三分之二 股票 Equities |
| 綜合資產管理費 All-in-one Management Fee | 1% p.a. |

基金表現 Fund Performance

單位價格 Unit Price 30.06.2020 MOP174.40

| 年初至今 YTD | 一年 1 Year | 五年 5 Years | 成立至今 Since Inception |
|-------------|--------------|---------------|-------------------------|
| -4.57% | 0.59% | 19.97% | 74.40% |

資產分佈 Asset Allocation



| 十大資產 Top Ten Holdings | % |
|-------------------------------------|-----|
| MICROSOFT CORP | 2.0 |
| APPLE INC | 1.9 |
| AMAZON.COM INC. | 1.5 |
| ALPHABET INC. | 1.1 |
| HONG KONG GOVT BOND PROGRAMME-1.97% | 0.8 |
| HONG KONG GOVT BOND PROGRAMME-2.02% | 0.7 |
| FACEBOOK INC. | 0.7 |
| ISHARES MSCI INDIA ETF | 0.6 |
| HONG KONG GOVT BOND PROGRAMME-1.68% | 0.6 |
| ALIBABA GROUP HOLDING ADR REPRESEN | 0.6 |

注意：基金過往業績並不代表將來的表現。基金價格可升可跌，投資者可能無法全數收回已投資的金額。此投資表現報告內的資料以基金貨幣(澳門幣)計算。如欲獲取更多基金資料，請前往我們的網站 www.mpfm.com.mo 並登入閣下之退休基金帳戶。

Note: Past performance is not a guide to the future. Unit price may fall as well as rise and investors may not get back the full amount invested. All performance data in this report is in the currency of the fund (MOP). For more detailed fund information, please visit our website at www.mpfm.com.mo and login to your Pension Fund Account.

「MPFM 增長基金」退休基金 Pension Fund “MPFM Growth Fund”

基金資料 Fund Information

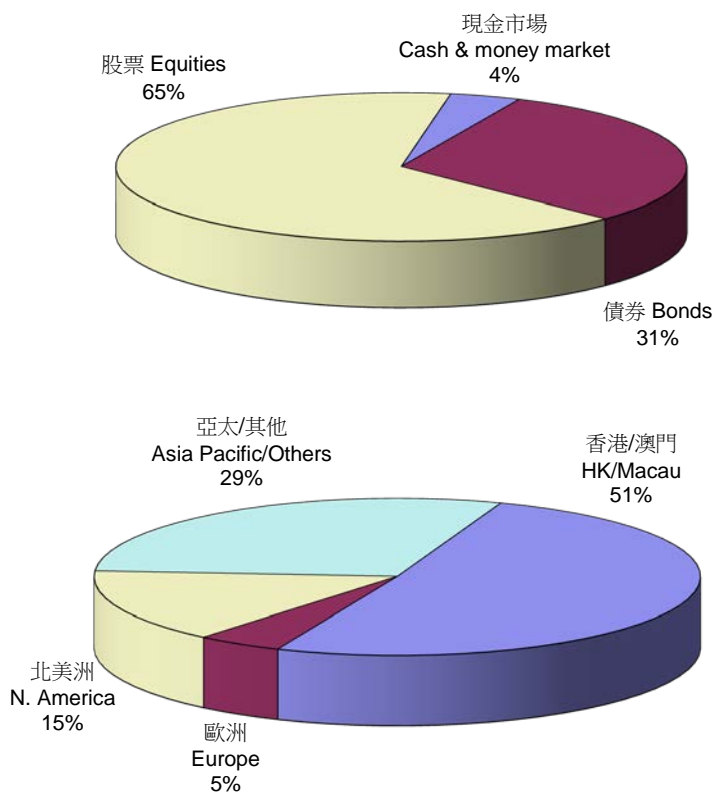
| | |
|-----------------------------------|---|
| 基金類別 Fund Type | 增長基金 Growth Fund |
| 成立日期 Inception Date | 04.11.2011 |
| 風險程度 Risk Level | 中至高 Medium / High |
| 投資目標 Investment Objective | 資本增值 Capital appreciation |
| 資產組合 Asset Allocation | 30-40% 債券及現金市場 Bonds & Money Market, 60-70% 股票 Equities |
| 綜合資產管理費 All-in-one Management Fee | 1% p.a. |

基金表現 Fund Performance

單位價格 Unit Price 30.06.2020 MOP146.09

| 年初至今 YTD | 一年 1 Year | 五年 5 Years | 成立至今 Since Inception |
|-------------|--------------|---------------|-------------------------|
| -1.40% | 1.51% | 13.24% | 46.09% |

資產分佈 Asset Allocation



| 十大資產 Top Ten Holdings | % |
|---|-----|
| TENCENT HOLDINGS LTD | 4.2 |
| MEITUAN DIANPING-B | 2.4 |
| CHINA CONSTRUCTION BANK CORP-H | 2.2 |
| ALIBABA GROUP HOLDING LTD | 1.7 |
| AIA GROUP LTD | 1.4 |
| PING AN INSURANCE GRP CO OF CHINA LTD-H | 1.2 |
| SUNAC CHINA HOLDINGS LTD | 1.0 |
| MICROSOFT CORP | 1.0 |
| TAIWAN SEMICONDUCTOR MANUFACTURING | 0.9 |
| CHINA LIFE INSURANCE CO LTD-H | 0.9 |

注意：基金過往業績並不代表將來的表現。基金價格可升可跌，投資者可能無法全數收回已投資的金額。此投資表現報告內的資料以基金貨幣(澳門幣)計算。如欲獲取更多基金資料，請前往我們的網站 www.mpfm.com.mo 並登入閣下之退休基金帳戶。

Note: Past performance is not a guide to the future. Unit price may fall as well as rise and investors may not get back the full amount invested. All performance data in this report is in the currency of the fund (MOP). For more detailed fund information, please visit our website at www.mpfm.com.mo and login to your Pension Fund Account.

「昇龍」退休基金 Pension Fund “Golden-Dragon”

基金資料 Fund Information

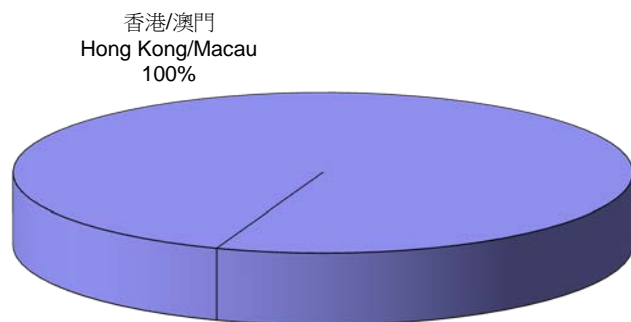
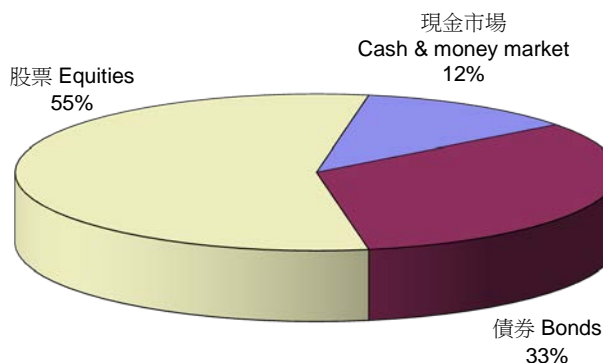
| | |
|-----------------------------------|--|
| 基金類別 Fund Type | 大中華基金 Greater China Fund |
| 成立日期 Inception Date | 12.10.2006 |
| 風險程度 Risk Level | 中至高 Medium / High |
| 投資目標 Investment Objective | 資本增值 Capital appreciation |
| 資產組合 Asset Allocation | 30% 債券及現金市場 Bonds & Money Market, 70% 大中華股票 Greater China Equities |
| 綜合資產管理費 All-in-one Management Fee | 1% p.a. |

基金表現 Fund Performance

單位價格 Unit Price 30.06.2020 MOP172.70

| 年初至今 YTD | 一年 1 Year | 五年 5 Years | 成立至今 Since Inception |
|-------------|--------------|---------------|-------------------------|
| -6.79% | -5.22% | -0.59% | 72.70% |

資產分佈 Asset Allocation



| 十大資產 Top Ten Holdings | % |
|---|-----|
| TENCENT HOLDINGS LTD | 6.4 |
| CHINA CONSTRUCTION BANK | 5.1 |
| PING AN INSURANCE. | 4.1 |
| INDUSTRIAL AND COMMERCIAL BANK OF CHINA | 3.1 |
| AIA GROUP LTD. | 2.8 |
| CHINA MOBILE. | 2.8 |
| HSBC HOLDINGS | 2.5 |
| BANK OF CHINA | 2.0 |
| CNOOC | 1.4 |
| HONG KONG EXCHANGES & CLEARING | 1.3 |

注意：基金過往業績並不代表將來的表現。基金價格可升可跌，投資者可能無法全數收回已投資的金額。此投資表現報告內的資料以基金貨幣(澳門幣)計算。如欲獲取更多基金資料，請前往我們的網站 www.mpfm.com.mo 並登入閣下之退休基金帳戶。

Note: Past performance is not a guide to the future. Unit price may fall as well as rise and investors may not get back the full amount invested. All performance data in this report is in the currency of the fund (MOP). For more detailed fund information, please visit our website at www.mpfm.com.mo and login to your Pension Fund Account.

「MPFM 騰龍基金」退休基金 Pension Fund “MPFM Dragon Fund”

基金資料 Fund Information

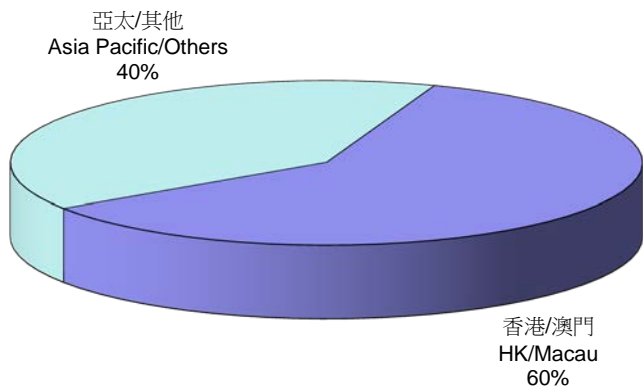
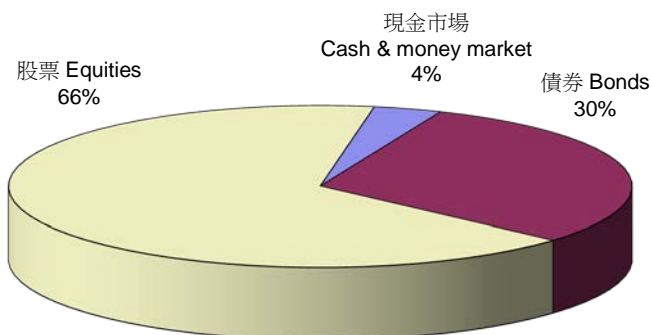
| | |
|-----------------------------------|--|
| 基金類別 Fund Type | 大中華基金 Greater China Fund |
| 成立日期 Inception Date | 04.11.2011 |
| 風險程度 Risk Level | 中至高 Medium / High |
| 投資目標 Investment Objective | 資本增值 Capital appreciation |
| 資產組合 Asset Allocation | 30-40% 債券及現金市場 Bonds & Money Market, 60-70% 大中華股票 Greater China Equities |
| 綜合資產管理費 All-in-one Management Fee | 1% p.a. |

基金表現 Fund Performance

單位價格 Unit Price 30.06.2020 MOP147.66

| 年初至今 YTD | 一年 1 Year | 五年 5 Years | 成立至今 Since Inception |
|-------------|--------------|---------------|-------------------------|
| 0.21% | 2.98% | 11.68% | 47.66% |

資產分佈 Asset Allocation



| 十大資產 Top Ten Holdings | % |
|---|-----|
| TENCENT HOLDINGS LTD | 6.5 |
| MEITUAN DIANPING-B | 4.7 |
| CHINA CONSTRUCTION BANK CORP-H | 4.5 |
| ALIBABA GROUP HOLDING LTD | 2.7 |
| PING AN INSURANCE GRP CO OF CHINA LTD-H | 2.3 |
| SUNAC CHINA HOLDINGS LTD | 2.0 |
| CHINA LIFE INSURANCE CO LTD-H | 1.9 |
| AIA GROUP LTD | 1.7 |
| SHIMAO PROPERTY HOLDINGS LTD | 1.6 |
| CHINA MERCHANTS BANK CO LTD-H | 1.6 |

注意：基金過往業績並不代表將來的表現。基金價格可升可跌，投資者可能無法全數收回已投資的金額。此投資表現報告內的資料以基金貨幣(澳門幣)計算。如欲獲取更多基金資料，請前往我們的網站 www.mpfm.com.mo 並登入閣下之退休基金帳戶。

Note: Past performance is not a guide to the future. Unit price may fall as well as rise and investors may not get back the full amount invested. All performance data in this report is in the currency of the fund (MOP). For more detailed fund information, please visit our website at www.mpfm.com.mo and login to your Pension Fund Account.